

# Mastering Numeracy

## The daily numeracy program with answers

.....

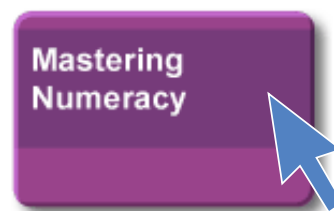
Boost any students numeracy skills in just 10 minutes. Covers all grades.

- BUILD GOOD HABITS: needs just 10 minutes, same time, every day.
- FUN: Use the football “time-keeper” to make it fun.
- MOTIVATING: Students work at a level they understand.

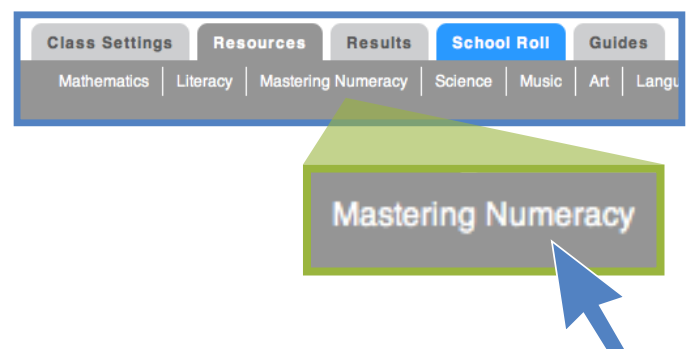
1

### Click on Numeracy

1. Click on ‘Mastering Numeracy’ located on the Studyladder home page.





\*\* You can also access Mastering Numeracy from your ‘teachers admin’ by clicking on ‘Mastering Numeracy’ found on the navigation bar at the top of the page.



2

Choose a level & activity

1. The Mastering Numeracy program is a sequential number program for all levels of ability. Each level is represented by a colour and number, so students can track where they are up to.



2. The tasks can be completed using printable activity sheets (great for class) or online (great for students preparing at home).

3. Each sheet has an answer section for self-marking by each student - these are folded under during the task.

4. The online version is auto-marked for the student providing immediate feedback.

ORANGE 3 - Add On 10

Print Change Questions Do Online

1) $4 + 10 =$	11) $8 + 10 =$	21) $48 + 10 =$
2) $43 + 10 =$	12) $35 + 10 =$	22) $29 + 10 =$
4) $28 + 10 =$	14) $37 + 10 =$	24) $18 + 10 =$
5) $3 + 10 =$	15) $5 + 10 =$	25) $2 + 10 =$
6) $16 + 10 =$	16) $43 + 10 =$	26) $43 + 10 =$
7) $14 + 10 =$	17) $42 + 10 =$	27) $9 + 10 =$
8) $13 + 10 =$	18) $19 + 10 =$	28) $19 + 10 =$
9) $4 + 10 =$	19) $12 + 10 =$	29) $6 + 10 =$
10) $28 + 10 =$	20) $35 + 10 =$	30) $34 + 10 =$

Print Change Questions Do Online

**FOLD UNDER:** Mark your work when you have finished.

answers

1) 14	6) 26	11) 18	16) 53	21) 58	26) 53
2) 52	7) 24	12) 35	17) 52	22) 39	27) 19
3) 50	8) 23	13) 20	18) 29	23) 58	28) 29
4) 38	9) 14	14) 47	19) 22	24) 28	29) 16
5) 13	10) 38	15) 15	20) 45	25) 12	30) 44

www.study ladder.com.au

**DON'T FORGET!**

Classroom computers are not essential as all activities can also be printed.

3

## How it works!

**How it Works:** Students complete each Mastering Numeracy task in class (it is recommended to set specific times during the week). They have 10 minutes to complete the task, working at their current level. If they achieve no more than two errors they move on to the next level.

1. All the material and 'The Time-Keeper' can be accessed by clicking 'Mastering Numeracy', which is located on the Studyladder home page.
- 2 'Start Clock' - Use the time-keeper on a whiteboard. The time allowed for the task can easily be modified by the teacher.

Students can prepare for the task by logging into Studyladder at home. They can either practise online (which is marked for them) or print an activity to practise. All sheets are randomly generated, so no two sheets are ever the same.

**DONT FORGET!**

Print a 'Teachers check list' to keep track of your student's progress.


Rapid Recall: (Log-in not required - online or printed with hidden answers).

**Teachers can use this 10 minutes each day to improve their students Numeracy Skills.**

Rapid-Recall is the perfect program to use in the classroom once or twice each day. It will improve students accuracy and number facts. Classroom computers are not essential as all activities can also be printed.

A POWERFUL FEATURE: Students are able to practise for the next day's class from home - they can easily find their own level by remembering their animal and number eg 'elephant 3'. All sheets are randomly generated, so no two sheets are ever the same.

[What it is & how it works](#)  
[The Time-Keeper](#)  
[Teachers check list](#)



[What it is & how it works](#)  
[The Time-Keeper](#)  
[Teachers check list](#)

